

Innovative spirit and advanced technology



Bravo[®]
inox

WWW.BRAVOINOX.COM

PIANI SUPERIORI PER LAVELLI INDUSTRIALI
INDUSTRIAL SINK TOPS



Bravo[®]
inox

Innovative spirit and advanced technology



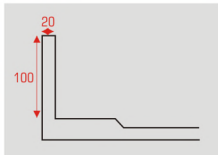
Bravo
inox

PIANI SUPERIORI PER LAVELLI INDUSTRIALI

WWW.BRAVOINOX.COM

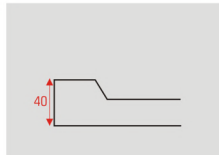
INDUSTRIAL SINK TOPS

Standard 1,0 mm.



ALZATINA POSTERIORE

Rear upstand



PROFILO ANTERIORE

Front and sides profile

DISPOSIZIONE GOCCIOLATOIO Drainer position	LINEA 600		LINEA 700		DIMENSIONI VASCA Bowl dimensions
	CODICE Code	LUNG. x LARG. Length x width	CODICE Code	LUNG. x LARG. Length x width	
	506601	600 x 600	506701	600 x 700	400 x 500 x 250 or 300
	507601/5	700 x 600	507701/5	700 x 700	500 x 500 x 250 or 300
	507601/6	700 x 600	507701/6	700 x 700	600 x 500 x 250 or 320
	508601	800 x 600	508701	800 x 700	600 x 500 x 250 or 320
	510602	1000 x 600	510702	1000 x 700	400 x 500 x 250 or 300
	512602	1200 x 600	512702	1200 x 700	500 x 500 x 250 or 300
	514602	1400 x 600	514702	1400 x 700	600 x 500 x 250 or 320
	510601D	1000 x 600	510701D	1000 x 700	400 x 500 x 250 or 300
	512601D/5	1200 x 600	512701D/5	1200 x 700	500 x 500 x 250 or 300
	512601D/6	1200 x 600	512701D/6	1200 x 700	600 x 500 x 250 or 320
	514601D	1400 x 600	514701D	1400 x 700	600 x 500 x 250 or 320
	510601S	1000 x 600	510701S	1000 x 700	500 x 400 x 250 or 300
	512601S/5	1200 x 600	512701S/5	1200 x 700	500 x 500 x 250 or 300
	512601S/6	1200 x 600	512701S/6	1200 x 700	600 x 500 x 250 or 320
	514601S	1400 x 600	514701S	1400 x 700	600 x 500 x 250 or 320
	514602D	1400 x 600	514702D	1400 x 700	400 x 500 x 250 or 300
	515602D	1500 x 600	515702D	1500 x 700	400 x 500 x 250 or 300
	516602D/4	1600 x 600	516702D/4	1600 x 700	400 x 500 x 250 or 300
	516602D/5	1600 x 600	516702D/5	1600 x 700	500 x 500 x 250 or 300
	518602D/6	1800 x 600	518702D/6	1800 x 700	600 x 500 x 250 or 320
	518602D/5	1800 x 600	518702D/5	1800 x 700	500 x 500 x 250 or 300
	519602D/6	1900 x 600	519702D/6	1900 x 700	600 x 500 x 250 or 320
	519602D/5	1900 x 600	519702D/5	1900 x 700	500 x 500 x 250 or 300
	520602D	2000 x 600	520702D	2000 x 700	600 x 500 x 250 or 320
	521602D	2100 x 600	521702D	2100 x 700	600 x 500 x 250 or 320
		514602S	1400 x 600	514702S	1400 x 700
515602S		1500 x 600	515702S	1500 x 700	400 x 500 x 250 or 300
516602S/4		1600 x 600	516702S/4	1600 x 700	400 x 500 x 250 or 300
516602S/5		1600 x 600	516702S/5	1600 x 700	500 x 500 x 250 or 300
518602S/6		1800 x 600	518702S/6	1800 x 700	600 x 500 x 250 or 320
518602S/5		1800 x 600	518702S/5	1800 x 700	500 x 500 x 250 or 300
519602S/6		1900 x 600	519702S/6	1900 x 700	600 x 500 x 250 or 320
519602S/5		1900 x 600	519702S/5	1900 x 700	500 x 500 x 250 or 300
520602S		2000 x 600	520702S	2000 x 700	600 x 500 x 250 or 320
521602S		2100 x 600	521702S	2100 x 700	600 x 500 x 250 or 320

Innovative spirit and advanced technology



PIANI SUPERIORI PER LAVELLI INDUSTRIALI

WWW.BRAVOINOX.COM

INDUSTRIAL SINK TOPS

Standard 1,0 mm.

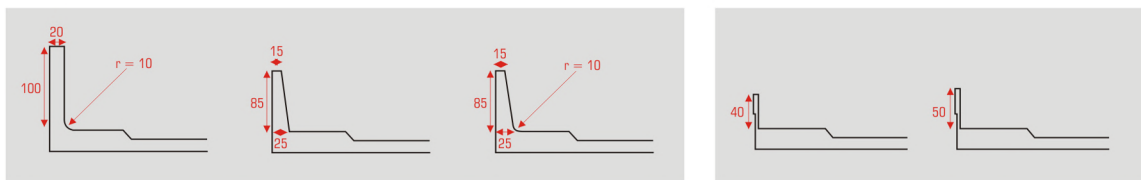
DISPOSIZIONE GOCCIOLATOIO Drainer position	LINEA 600		LINEA 700		DIMENSIONI VASCA Bowl dimensions
	CODICE Code	LUNG. x LARG. Length x width	CODICE Code	LUNG. x LARG. Length x width	
	518602SD	1800 x 600	518702SD	1800 x 700	400 x 500 x 250 or 300
	519602SD	1900 x 600	519702SD	1900 x 700	400 x 500 x 250 or 300
	520602SD	2000 x 600	520702SD	2000 x 700	400 x 500 x 250 or 300
	521602SD	2100 x 600	521702SD	2100 x 700	500 x 500 x 250 or 300
	524602SD	2400 x 600	524702SD	2400 x 700	600 x 500 x 250 or 320
	521603D	2100 x 600	521703D	2100 x 700	500 x 500 x 250 or 300
	524603D	2400 x 600	524703D	2400 x 700	500 x 500 x 250 or 300
	521603S	2100 x 600	521703S	2100 x 700	500 x 500 x 250 or 300
	524603S	2400 x 600	524703S	2400 x 700	500 x 500 x 250 or 300
	518603	1800 x 600	518703	1800 x 700	500 x 500 x 250 or 300
	521603	2100 x 600	521703	2100 x 700	600 x 500 x 250 or 320

PARTICOLARI ED OPTIONAL

DETAILS AND OPTIONS

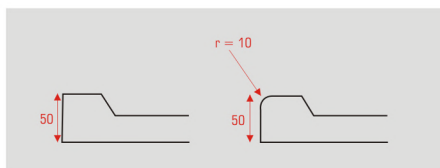
ALZATINA POSTERIORE

Rear upstand



PROFILO ANTERIORE

Front and sides profile



- Tops per lavelli forniti senza piletta di scarico nè troppo pieno.

Per qualsiasi richiesta di materiale con dimensioni diverse da quelle del listino vogliate gentilmente contattare il nostro ufficio tecnico.

- Sink tops supplied without drain plug and overflow pipe.

For any requirements of items with particular dimension, do not hesitate to contact our office.

Innovative spirit and advanced technology



Bravo
inox

WWW.BRAVOINOX.COM

TOPS LAVAPENTOLE / LAVAVERDURE PAN WASHING TOPS

DISPOSIZIONE GOCCIOLATOIO Drainer position	CODICE Code	LUNG. x LARG. Length x width	DIMENSIONI VASCA Bowl dimensions
	510701P	1000 x 700	800 x 500 H = 400
	512701P	1200 x 700	955 x 510 H = 380
	514701P	1400 x 700	1280 x 510 H = 380
	514701DP	1400 x 700	633 x 510 H = 380
	515701DP	1500 x 700	800 x 500 H = 400
	516701DP	1600 x 700	955 x 510 H = 380
	520701DP	2000 x 700	1280 x 510 H = 380
	514701SP	1400 x 700	633 x 510 H = 380
	515701SP	1500 x 700	800 x 500 H = 400
	516701SP	1600 x 700	955 x 510 H = 380
	520701SP	2000 x 700	1280 x 510 H = 380
	520702DP	2000 x 700	633 x 510 H = 380
	520702SP	2000 x 700	633 x 510 H = 380
	514702P	1400 x 700	633 x 510 H = 380
	518702P	1800 x 700	800 x 500 H = 400
	521702P	2100 x 700	955 x 510 H = 380

Bravo
inox